

MANUAL PENGGUNA - SISTEM PENGECUALIAN KREDIT iCEPS (PELAJAR)

PERMOHONAN PENGECUALIAN KREDIT ATAS TALIAN

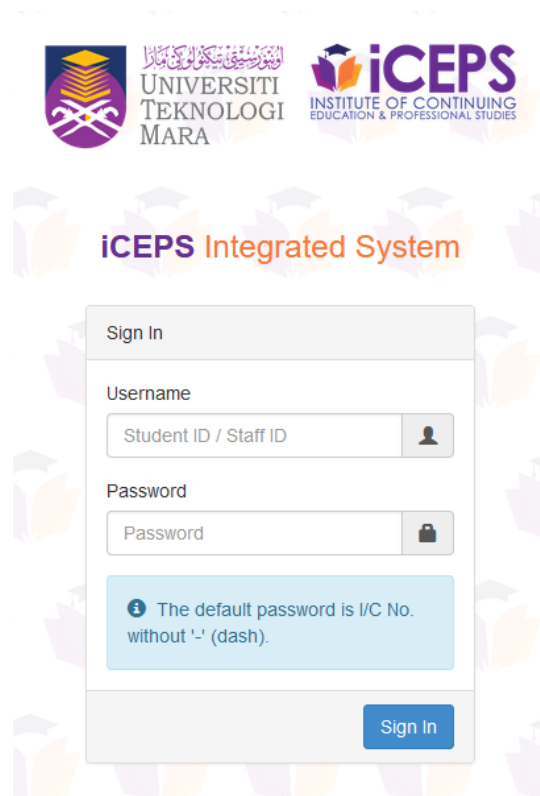
1. Sila layari :

<https://iis-iceps.uitm.edu.my/>

2. Masukkan Username dan Password pelajar.

USERNAME : NO PELAJAR

PASSWORD : NO KP (tanpa -)



UNIVERSITI TEKNOLOGI MARA

iCEPS INSTITUTE OF CONTINUING EDUCATION & PROFESSIONAL STUDIES

iCEPS Integrated System

Sign In

Username

Student ID / Staff ID

Password


Password

The default password is I/C No. without '-' (dash).

Sign In


Rajah 1 : Skrin Login

MANUAL PENGGUNA - SISTEM PENGECCUALIAN KREDIT iCEPS (PELAJAR)



Rajah 2 : Skrin Utama Sistem : **iCEPS Integrated system**

3. Sila klik pada MENU > **Pengeccualian Kredit**



Rajah 3 : MENU PENGECCUALIAN KREDIT

MANUAL PENGGUNA - SISTEM PENGECUALIAN KREDIT iCEPS (PELAJAR)

4. Pelajar perlu membuat pilihan pengajian SEBELUM MASUK KE PROGRAM yang diikuti. Pada ruangan 'Previous Study Level', sila buat pilihan samada (SPM / STPM / MATRIKULASI / DIPLOMA / DIPLOMA UITM / IJAZAH SARJANA MUDA)

Student (B)

MAIN MENU

- Dashboard
- Pengecualian Kredit**
- Home
- Student Get Student
- Settings
- Log Out

ICEPS, UITM © 2013 - 2021

Credit Exemption

HOME

Note.

- Credit exemption can only be applied during the first and second semester (part 1 & 2) and only for active students.
- Application for this semester will be closed on **19/04/2021** until further notice.

Name I/C Number Student ID

Campus Programme Intake Semester

Credit Exemption

You have not apply for AC220 credit exemption. HBU courses will be automatically included in student's credit exemption.

Previous Study Level (Lulusan)

Next

- Please Select
- SPM
- STPM
- Matrikulasi
- Diploma
- Diploma UITM/KKB
- Ijazah Sarjana Muda

Previous Study Level (Lulusan)

Next

- Please Select
- Please Select
- SPM
- STPM
- Matrikulasi
- Diploma
- Diploma UITM/KKB
- Ijazah Sarjana Muda

CATATAN:

- a) Sekiranya pelajar adalah lepasan (SPM/STPM/Matrikulasi/Ijazah Sarjana Muda) pelajar hanya perlu PILIH LEVEL PENGAJIAN dan KLIK pada butang 'Next' . Rujuk skrin di bawah.

MANUAL PENGGUNA - SISTEM PENGECUALIAN KREDIT iCEPS (PELAJAR)

Credit Exemption

You have not apply for AC220 credit exemption. HBU courses will be automatically included in student's credit exemption.

Previous Study Level (Lulusan) SPM

Next

b) Sekiranya pelajar lepasan (DIPLOMA/DIPLOMA UiTM/KKB), sila isikan butiran di bawah:

> Previous IPT

> Previous Programme (Program yang diambil semasa Diploma)

> Memuat Naik Transkrip (ATTACH DIPLOMA TRANSCRIPT) sebagai bukti pengesahan subjek yang diambil.

Credit Exemption

You have not apply for AC220 credit exemption. HBU courses will be automatically included in student's credit exemption.

Previous Study Level (Lulusan) Diploma 1

Previous IPT Full IPT Name. e.g. Universiti Teknologi MARA 2

Previous Programme Programme Code. e.g. BM110 3

Diploma Transcript

JPEG/JPG/PNG/GIF/BMP/PDF file format only. Each file(s) must not be over 2MB in size.

Choose File No file chosen x 4

+ Add Attachment(s)

Next

MANUAL PENGGUNA - SISTEM PENGECUALIAN KREDIT iCEPS (PELAJAR)

The screenshot shows a web interface for uploading a diploma transcript. At the top, there is a header 'Diploma Transcript'. Below it, the 'Attachments' section displays two files: 'dip_trans_2015512595_1.pdf' and 'dip_trans_2015512595_2.pdf', each with a 'Remove' button. A message states: 'JPEG/JPG/PNG/GIF/BMP/PDF file format only. Each file(s) must not be over 2MB in size.' Below this is a file selection area with a 'Browse...' button, a text box containing 'No file selected.', and a red 'x' icon. At the bottom of the section are two buttons: '+ Add Attachment(s)' and 'Save Attachment(s)'.

Klik → *Add Attachment (s)*

(Jenis File yang diterima oleh sistem adalah jpeg/jpg/png/gif/bmp/pdf)

c) Skrin Muat Naik fail (Attach File)

The screenshot shows a form titled 'ADD DIPLOMA COURSES'. It has four input fields: 'Course Code', 'Course Name', 'Credit Hour', and 'Grade'. The 'Credit Hour' and 'Grade' fields are dropdown menus with 'Please Select' as the current selection. To the right of the 'Grade' dropdown is a red 'Remove' button. Below the input fields is a green bar with the text 'Add New Course'. At the bottom right of the form is a green 'Save Course(s)' button.

Masukkan semua kursus yang diambil semasa diploma di ruangan '*Inserted Diploma Courses*'.

Butiran yang perlu diisi adalah '**Course Code**,' '**Credit Hour**' dan '**Grade**'.

Catatan :

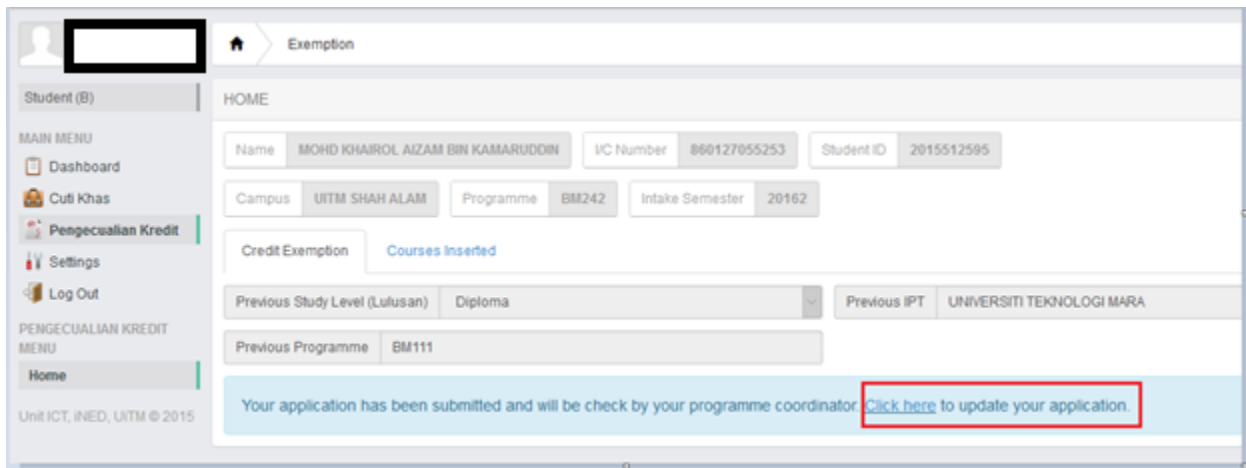
Bagi keputusan yang tidak mempunyai Grade, pelajar tidak perlu memasukkan kursus tersebut ke dalam sistem. (contoh : keputusan lulus/gagal).

MANUAL PENGGUNA - SISTEM PENGECCUALIAN KREDIT iCEPS (PELAJAR)

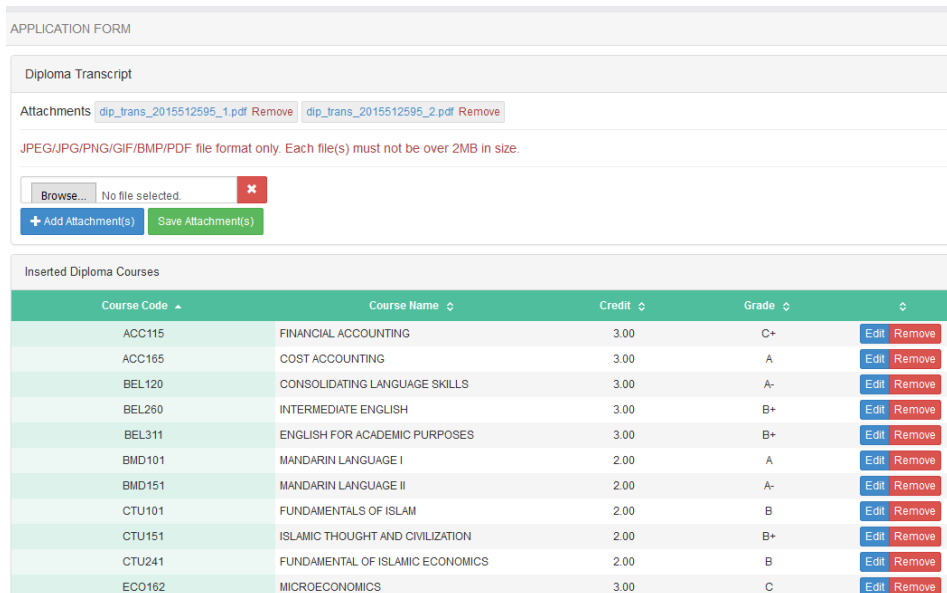
PENGEMASKINIAN MAKLUMAT

Untuk membuat pengemaskinian maklumat pengecualian kredit, pelajar hanya perlu masuk semula ke dalam Sistem Pengecualian Kredit dan membuat pengemaskinian.

Pelajar dibenarkan membuat pengemaskinian sehingga tarikh tutup yang telah ditetapkan oleh pihak universiti. Rujuk Contoh skrin dibawah.



Klik di ruangan 'Click here'.



Course Code	Course Name	Credit	Grade	
ACC115	FINANCIAL ACCOUNTING	3.00	C+	Edit Remove
ACC165	COST ACCOUNTING	3.00	A	Edit Remove
BEL120	CONSOLIDATING LANGUAGE SKILLS	3.00	A-	Edit Remove
BEL260	INTERMEDIATE ENGLISH	3.00	B+	Edit Remove
BEL311	ENGLISH FOR ACADEMIC PURPOSES	3.00	B+	Edit Remove
BMD101	MANDARIN LANGUAGE I	2.00	A	Edit Remove
BMD151	MANDARIN LANGUAGE II	2.00	A-	Edit Remove
CTU101	FUNDAMENTALS OF ISLAM	2.00	B	Edit Remove
CTU151	ISLAMIC THOUGHT AND CIVILIZATION	2.00	B+	Edit Remove
CTU241	FUNDAMENTAL OF ISLAMIC ECONOMICS	2.00	B	Edit Remove
ECO182	MICROECONOMICS	3.00	C	Edit Remove

Pelajar boleh membuat penambahan , pengemaskinian atau memadam rekod terdahulu.

SEKIAN TERIMA KASIH & SELAMAT MAJU JAYA.